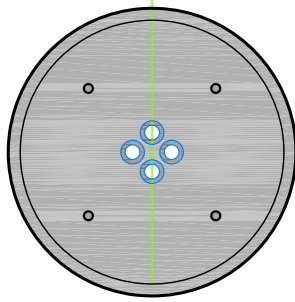
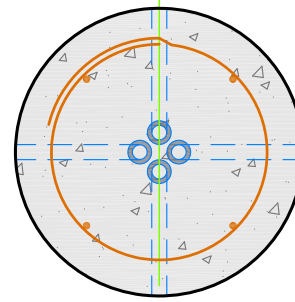


TOP VIEW



HORIZONTAL SECTION



ANCHOR RODS

PVC ELEC CONDUITS

STEEL REINFORCING

BACKFILL MATERIAL. COMPACT PER SPECS.

CHAMFERED JOINT

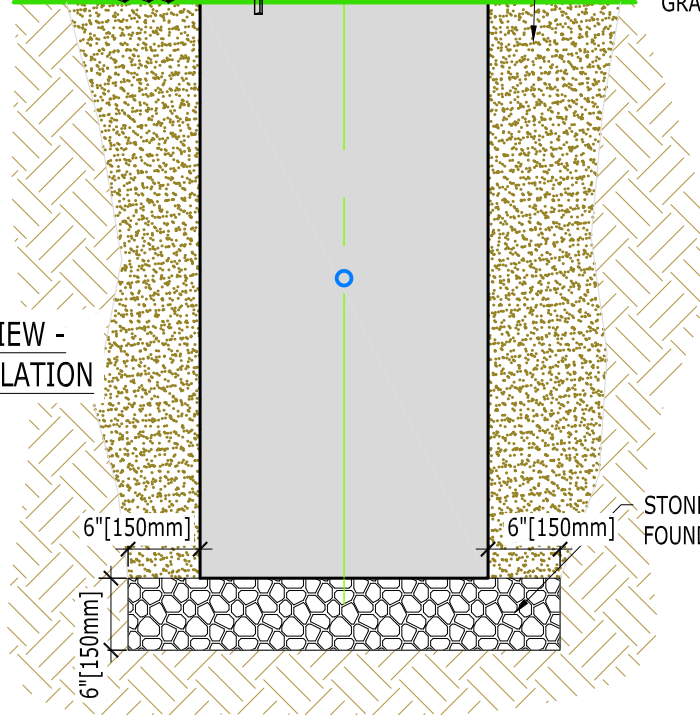
GROUND SURFACE

GRADE LINE

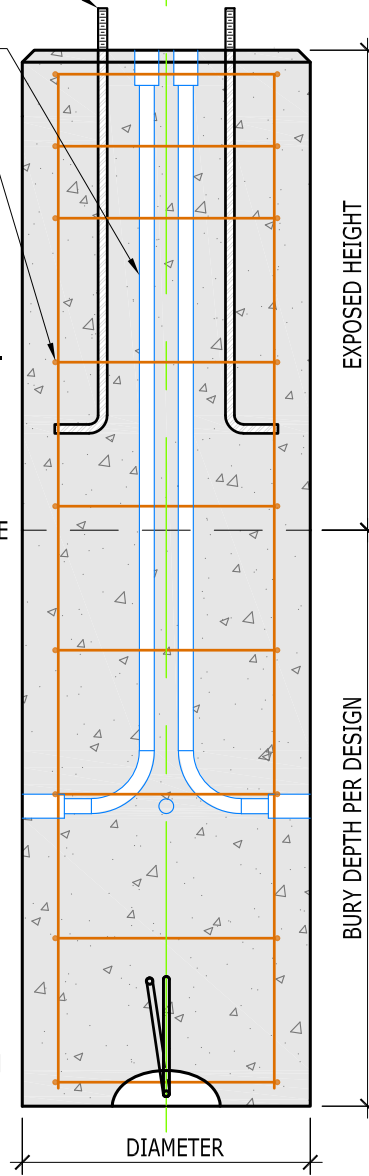
EXPOSED HEIGHT

BURY DEPTH PER DESIGN

SIDE VIEW - INSTALLATION



VERTICAL SECTION



DIAMETER

0" 3" 6" 9" 12"  
SCALE

DRAWN BY:	BWL/NWL
SCALE:	3/4" = 1'-0"
DATE:	20AUG2018
SHEET:	1 of 1

TITLE:	ROUND SMOOTH POLE BASE
FILE:	POLE BASE DRAWINGS 081718.dwg

**pole base**  
 05481 US 31 SOUTH CHARLEVOIX, MI 49720  
 866-222-8400 • www.polebase.com